



# Pacific Adaptation to Climate Change

Annual Report: July 2010 to July 2011

T. Nakalevu & P. Leavai

PACC RPMU,  
SPREP





# Outline

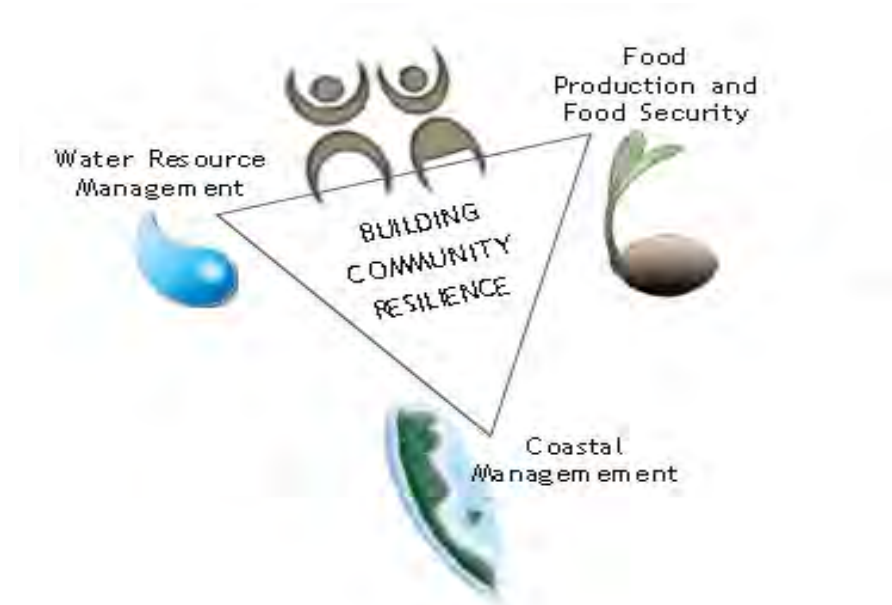
- **Purpose and Development Objective**
- **Progress past 4 years**
- **Tangible outputs/results**
- **Risks and Issues**
- **GEF Project Implementation Review**



# Project Goal

To reduce vulnerability and to increase adaptive capacity to the adverse effects of climate change in key Development Sectors identified by 13 participating countries in the Pacific:

- Coastal Management
- Food security
- Water





# Development Objective

**Objective:** To enhance the capacity of the participating countries to adapt to climate change, including variability, in selected key development sectors.

**Indicator:** Number of targeted institutions in the agriculture, water and coastal management sectors in the project countries increased capacity to adapt to climate change and variability



# Development Objective

**Baseline:** National institutions in the agriculture, water and coastal management sectors lack information and capacity to integrate climate change risks in their policies and practices.

**Target:** By the end of the project, institutions in charge of the target sectors in the 13 countries have developed capacity to undertake climate change related policy and adaptation implementation processes, and able to effectively coordinate with other relevant institutions.



## Strategic Focus - past four years

- ❖ Integrate climate change risk into national and sectoral policies, strategies and related instruments through reviewing existing, or developing new frameworks;
- ❖ Implement on-the-ground demo adaptation measures in selected pilot communities, and develop technical guidelines based on them;
- ❖ Systematically build capacity of national stakeholders through a set of regional and national level training, knowledge management and communication actions.



**Implementation Progress (IP)  
on Component One:  
Mainstreaming**



| COUNTRIES           | MAINSTREAMING OUTPUTS   | Status                                |
|---------------------|---|---------------------------------------|
| <b>Cook Islands</b> | Integrated coastal management policy  | Awaiting assessment results           |
| <b>Fiji</b>         | National Climate Change Policy  | Approved by Cabinet                   |
| <b>FSM</b>          | Kosrae State Incorporating Climate Change into the Environment Act. (Kosrae State Law 10-2) | Approved by Legislature               |
| <b>Marshalls</b>    | National Climate Change Policy  | Approved by Cabinet                   |
| <b>Nauru</b>        | Republic of Nauru National Water, Sanitation and Hygiene Policy                             | Approved by Parliament                |
| <b>Niue</b>         | National Climate Change Policy  | Approved by Cabinet                   |
| <b>Palau</b>        | National Food Security Policy   | Gap analysis & policy review          |
| <b>PNG</b>          | Climate change adaptation strategy for drought prone areas                                  | Awaiting assessment results           |
| <b>Samoa</b>        | Integrated community bi-law for managing water and coastal resources                        | Approved by Attorney General's Office |
| <b>Solomon</b>      | National Climate Change Policy  | Approved by Cabinet                   |
| <b>Tokelau</b>      | National Climate Change Policy  | Undergoing translation                |
| <b>Tonga</b>        | National Water Policy   | Approved by Cabinet                   |
| <b>Tuvalu</b>       | Water Sector Policy (Revised to inc. cc)  | Ongoing                               |
| <b>Vanuatu</b>      | Inc. cc into National Roding Plan   | Ongoing                               |



## Brief analysis of status

- ❖ 8 Countries have had their policies and plans approved by Cabinets (57%),
- ❖ 4 Countries progressing (29%)
- ❖ 2 Countries yet to start (14%)

[2 countries are awaiting assessment results to inform their policy work]



# Significant developments

- **Food Security Sector:** Incorporating climate change into the drainage guidelines for Fiji will affect the whole countries agricultural development for the next 30-50 years;
- **Coastal Sector:** Incorporating climate change into the National Roothing Plan for Vanuatu will inform the countries roading design for the next 20+ years;
- **Water Sector:** Setting up of the Water Unit in Nauru as part of PACC and IWRM is a significant development impacting Nauru's water development for the next 10-20 years.



# Capacity Developed (examples)

- **Food Security Sector:** Agriculturalists, Land Use Planners, Agricultural/Drainage Engineers, Economists, Agronomists, Food technologists, Education Officers
- **Coastal Sector:** Coastal experts, Coastal Engineers, Environmentalists, Fisheries Officers, Roading Engineers, Legal experts, Education Officers, Economists
- **Water Sector:** Water Officers/Engineers, Economists, Education Officers



# Human Dimension to Mainstreaming

- Food Security Sector: Provincial administrators,
- Coastal Sector: Micronesian Chief Executive Summit (FSM, Palau and RMI),
- Water Sector:



# Monitoring of Impacts

**Monitoring how national and sectoral policies, action plans etc. have improved:**

- ❖ capacity to effectively coordinate with other relevant institutions regarding cc.**
- ❖ have developed capacity to undertake climate change related policy and adaptation implementation processes**



**Implementation Progress (IP)  
on Component Two: Pilot  
Demonstration**



# Process of Implementation

- Vulnerability and Adaptation Assessment (SEA etc.);
- V&A to be reviewed (decided on a case by case basis);
- Cost Benefit Analysis (discussed with countries);
- Design of Adaptation Options;
- Implementation; and
- Monitoring and Evaluation



|     | COUNTRIES        | V&A | REVIEW | CBA | DESIGN | IMPLEMENTATION |
|-----|------------------|-----|--------|-----|--------|----------------|
| 1.  | Cook Islands     | DDA | RC     | DDA | IP     | YTS            |
| 2.  | Fiji             | IP  | TBD    | IP  | IP     | IP             |
| 3.  | FSM              | DDA | NA     | DDA | DDA    | IP             |
| 4.  | Marshall Islands | IP  | TBD    | IP  | IP     | YTS            |
| 5.  | Nauru            | DDA | NA     | NA  | DDA    | IP             |
| 6.  | Niue             | DDA | TBD    | IP  | IP     | IAP            |
| 7.  | Palau            | IP  | TBD    | IP  | IP     | YTS            |
| 8.  | Papua New Guinea | IP  | TBD    | TBD | IP     | IP-R           |
| 9.  | Samoa            | DDA | NA     | IP  | DDA    | IP             |
| 10. | Solomon Islands  | DDA | RC     | DDA | IP     | YTS            |
| 11. | Tokelau          | DDA | NA     | NA  | DDA    | IP             |
| 12. | Tonga            | DDA | DDA    | NA  | DDA    | IP             |
| 13. | Tuvalu           | DDA | DDA    | DDA | DDA    | IP             |
| 14. | Vanuatu          | DDA | TBD    | IP  | IP     | YTS            |

Key:

DDA - Done Document Available (Draft or Final); IAP - Implementation About to Progress; IP - In Progress; NA - Not Applicable; IC - Implementation Completed ; YTS - Yet to Start; R – Replication; RC - Review Completed ; TBD - To be decided;



# Status June 2012 (Outcome 2)

| SUMMARY           |        |           |     |
|-------------------|--------|-----------|-----|
| PROCESS           | STATUS | COUNTRIES | (%) |
| I. V&A            | DDA    | 10        | 71  |
|                   | IP     | 4         | 29  |
| II. Review        | DDA    | 3         | 21  |
|                   | TBD    | 6         | 43  |
|                   | NA     | 5         | 36  |
| III. CBA          | DDA    | 5         | 36  |
|                   | IP     | 5         | 36  |
|                   | NA     | 3         | 21  |
|                   | TBD    | 1         | 7   |
| IV. Design        | IP     | 8         | 57  |
|                   | DDA    | 6         | 43  |
| V. Implementation | IP     | 8         | 57  |
|                   | IAP    | 2         | 14  |
|                   | YTS    | 4         | 29  |



# **IP on Component Three: Capacity Development**



# Communication and Knowledge Management Focus

- The PACC Communications component contributes to the objective of PACC; to reduce vulnerability and increase resilience.
- In the past year, emphasis was on building resilience through awareness and education, a shift away from project visibility
- This element of communication will always be supported as and when the need arises.



| COUNTRIES   | COMMUNICATIONS ACTION PLAN | IMPLEMENTATION            |                      |                            |                             |
|---|----------------------------|---------------------------|----------------------|----------------------------|-----------------------------|
|   |                            | <i>Project Visibility</i> | <i>CCA Awareness</i> | <i>Schools / Education</i> | <i>Knowledge Management</i> |
|   |                            |                           |                      |                            |                             |
| Cook Islands  | DDA                        | IP                        | IP                   | IP                         | IP                          |
| Federated States of Micronesia  | DDA                        | IP                        | IP                   | IP                         | IP                          |
| Fiji  | DDA                        | IP                        | IP                   | YTS                        | IP                          |
| Marshall Islands  | DDA                        | IP                        | IP                   | IP                         | IP                          |
| Nauru   | DDA                        | IP                        | IP                   | YTS                        | IP                          |
| Niue  | DDA                        | IP                        | IP                   | YTS                        | IP                          |
| Palau   | DDA                        | IP                        | IP                   | YTS                        | IP                          |
| Papua New Guinea  | DDA                        | IP                        | YTS                  | YTS                        | IP                          |
| Samoa   | DDA                        | IP                        | IP                   | YTS                        | IP                          |
| Solomon Islands   | DDA                        | IP                        | IP                   | YTS                        | IP                          |
| Tonga   | DDA                        | IP                        | IP                   | IP                         | IP                          |
| Tokelau   | DDA                        | IP                        | YTS                  | YTS                        | IP                          |
| Tuvalu  | DDA                        | IP                        | IP                   | IP                         | IP                          |
| Vanuatu   | DDA                        | IP                        | IP                   | YTS                        | IP                          |
| <i>DDA: Done Document Available; IAP: Implementation About to Progress; IP: In Progress; NA: Not Applicable; IC: Implementation Completed; YTS: Yet To Start; R: Replication; RC: Review Completed; TRD: To Be Decided;</i> |                            |                           |                      |                            |                             |



| COMPONENT 3<br>IMPLEMENTATION | Number of<br>Countries<br>DDA/IP | Country<br>Percentage | Number of<br>Countries<br>YTS | Country<br>Percentage |
|-------------------------------|----------------------------------|-----------------------|-------------------------------|-----------------------|
|-------------------------------|----------------------------------|-----------------------|-------------------------------|-----------------------|

Communication Action Plan

14

100%

0

0

Project Visibility

14

100%

0

0

CCA Awareness

12

86%

2

14%

Schools / Education

5

36%

9

64%

Knowledge Management

14

100%

0

0

*DDA: Done Document Available; IAP: Implementation About to Progress; IP: In Progress; NA: Not Applicable; IC: Implementation Completed; YTS: Yet To Start; R: Replication; RC: Review Completed; TBD: To Be Decided;*



## Communication Activities on the roll

Community awareness on importance of water, impacts of climate change on livelihoods of people, efficient and effective ways of addressing issues.

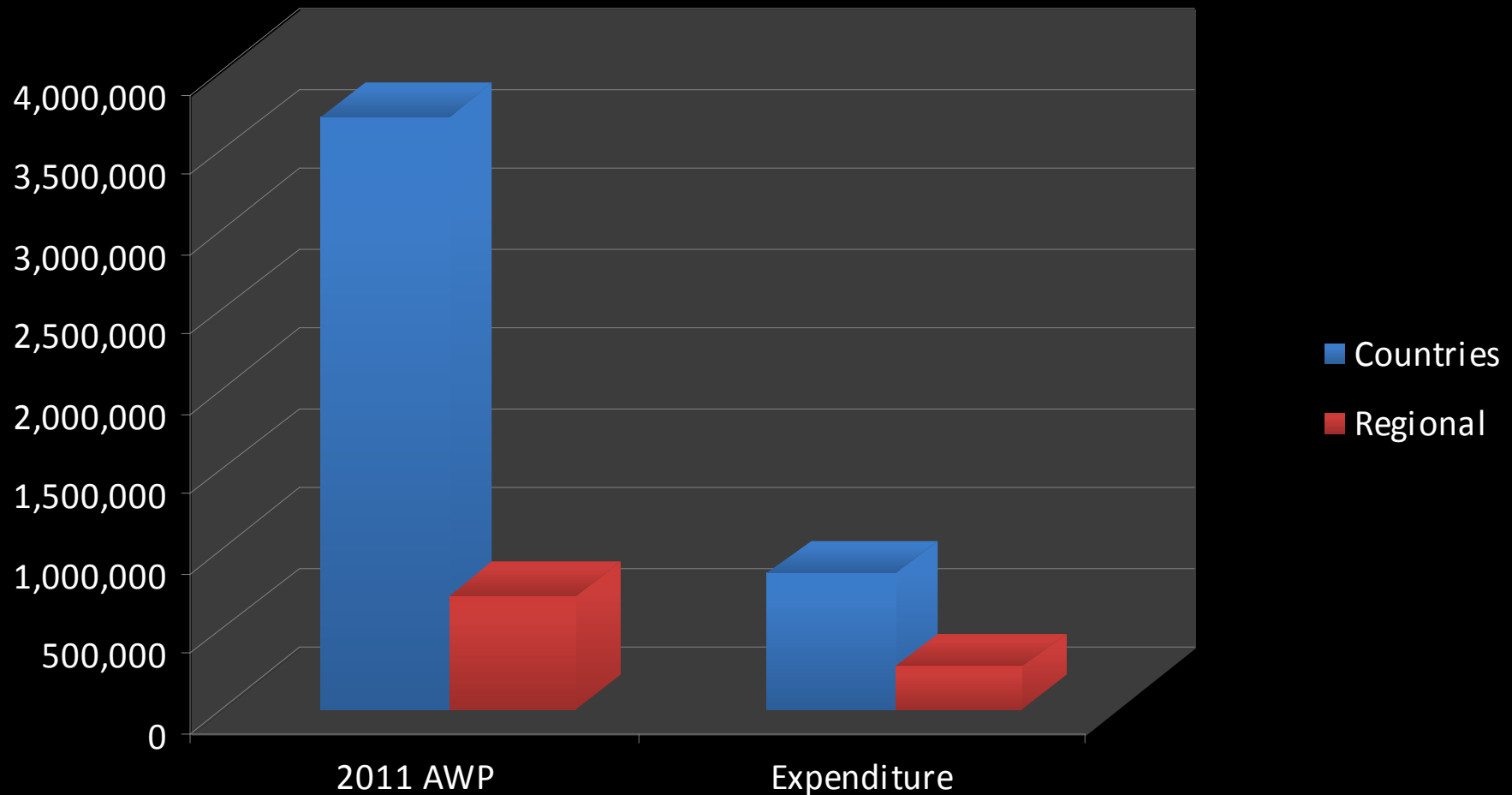




# **Work Plan and Expenditure [Financial]**



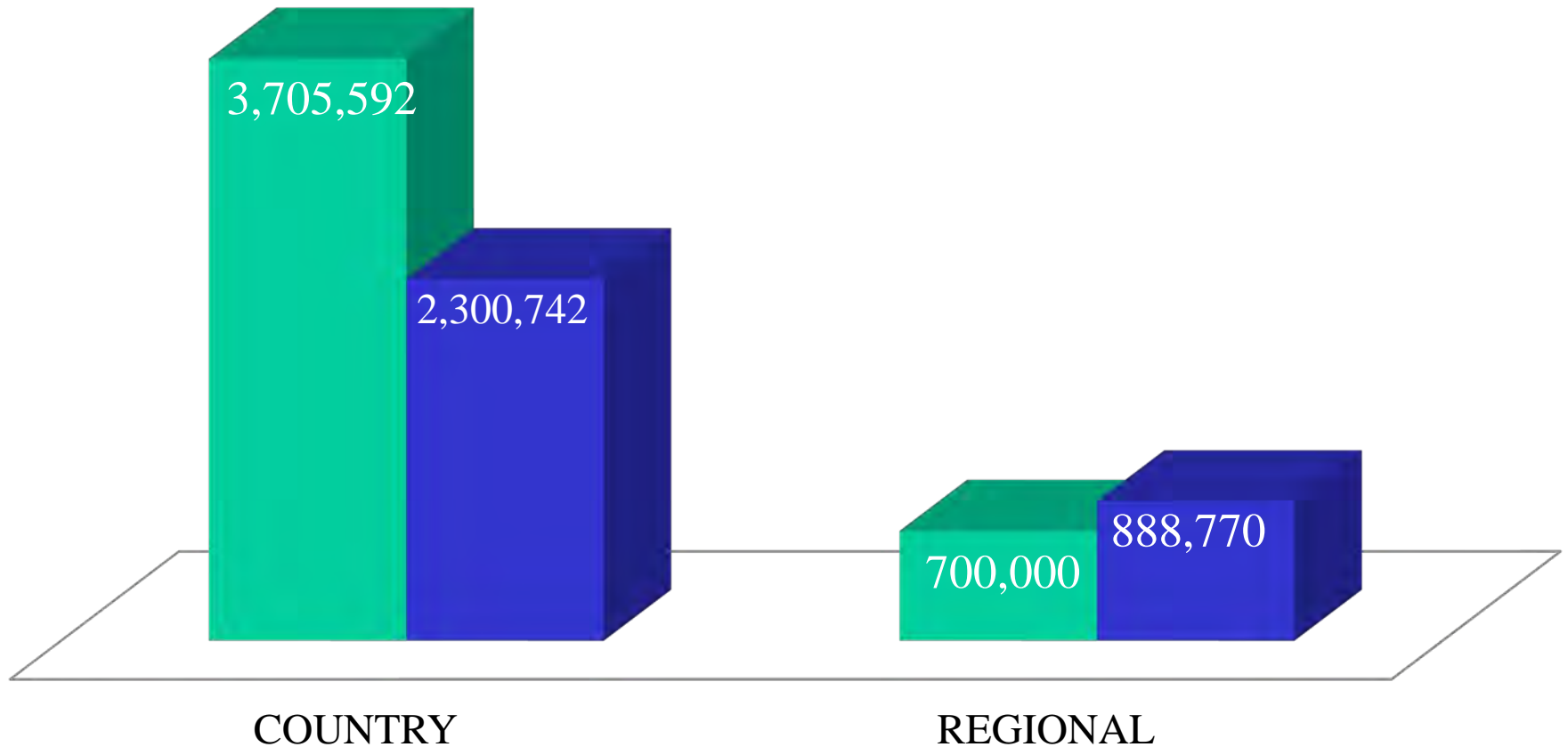
# Comparison of 2011 AWP and Reported Expenditure by Countries and Regional (USD)





# AWP 2011 Budget vs Reported Expenditure - 30 Dec 2011

■ 2011 AWP ■ EXPENDITURE







# **Risks and Issues Management Responses**



# ‘Risks’ are

- Challenges of the project that are outside of its control or influence
  - E.g.: environment risks: tropical cyclones, etc
- Difficult to manage as an issue and requires higher control and influence



# Risks

TECHNICAL  
&  
STRATEGIC:

- Ineffective technical backstopping support of the project by the RPMU
- Lack Timely support
- Slow steering of the project
- **EFFECT: SLOW PROGRESS**

## ORGANIZAT IONAL: HIGH

- Coordinator's carry out other competing roles
- 2-man band driving \$20.9m USD
- **EFFECT: POOR SUPPORT**

## OPERATIONAL RISKS : HIGH

- Timely submission of reports to RPMU
- Timely submission of funds to countries
- **EFFECT: SYSTEM BREAKDOWN**



# Tracking: Date of submissions

| CO | REPORTS, PLANS | QUARTER 1 2012<br>8 APRIL 2012 | QUARTER 2 2012<br>8 JULY 2012 |
|----|----------------|--------------------------------|-------------------------------|
| CK | QPR            | 14 April 2012                  | not recorded                  |
| CK | QWP            | 14 April 2012                  | not recorded                  |
| CK | CCEL & ICE     | 14 April 2012                  | not recorded                  |
| CK | FACE FORM      | 18 April 2012                  | not recorded                  |
| FM | QPR            | 5 April 2012                   | not recorded                  |
| FM | QWP            | 10 April 2012                  | 12 July 2012                  |
| FM | ICE            | 10 April 2012                  | 12 July 2012                  |
| FM | FACE FORM      | 13 April 2012                  | 12 July 2012                  |
| FJ | QPR            | 6 April 2012                   |                               |
| FJ | QWP            | 6 April 2012                   | 10 July 2012                  |



# Tracking: Date of submissions

| CO | REPORTS, PLANS | QUARTER 1 2012<br>8 APRIL 2012 | QUARTER 2 2012<br>8 JULY 2012 |
|----|----------------|--------------------------------|-------------------------------|
| FJ | ICE/CCEL       | 10 April 2012                  | 10 July 2012                  |
| FJ | FACE FORM      | 13 April 2012                  | 10 July 2012                  |
| MI | QPR            | none received                  | 7 July 2012                   |
| MI | QWP            | none received                  | 7 July 2012                   |
| MI | ICE/CCEL       | 11 April 2012                  | 7 July 2012                   |
| MI | FACE FORM      | 13 April 2012                  | 7 July 2012                   |
| NR | QPR            | 9 April 2012                   | Not recorded by RPMU          |
| NR | QWP            | 9 April 2012                   | Not recorded by RPMU          |
| NR | ICE            | 9 April 2012                   | Not recorded by RPMU          |
| NR | FACE FORM      | 13 April 2012                  | Not recorded by RPMU          |



# Tracking: Date of submissions

| CO | REPORTS, PLANS | QUARTER 1 2012<br>8 APRIL 2012 | QUARTER 2 2012<br>8 JULY 2012 |
|----|----------------|--------------------------------|-------------------------------|
| NU | QPR            | 5 April 2012                   | not recorded                  |
| NU | QWP            | 5 April 2012                   | not recorded                  |
| NU | ICE            | 5 April 2012                   | not recorded                  |
| NU | FACE FORM      | 5 April 2012                   | not recorded                  |
| PW | QPR            | 9 April 2012                   | not recorded                  |
| PW | QWP            | no plan                        | not recorded                  |
| PW | ICE/CCEL       | not received                   | not recorded                  |
| PW | FACE FORM      | not received                   | not recorded                  |



# Tracking: Date of submissions

| CO | REPORTS, PLANS | QUARTER 1 2012<br>8 APRIL 2012 | QUARTER 2 2012<br>8 JULY 2012 |
|----|----------------|--------------------------------|-------------------------------|
| PG | QPR            | none received                  | none received                 |
| PG | QWP            | none received                  | none received                 |
| PG | ICE/CCEL       | none received                  | none received                 |
| PG | FACE FORM      | none received                  | none received                 |
| SA | QPR            | 2 April 2012                   | none received                 |
| SA | QWP            | 24 April 2012                  | none received                 |
| SA | ICE            | 24 April 2012                  | none received                 |
| SA | FACE FORM      | 13 April 2012                  | none received                 |



# Tracking: Date of submissions

| CO | REPORTS, PLANS | QUARTER 1 2012<br>8 APRIL 2012 | QUARTER 2 2012<br>8 JULY 2012 |
|----|----------------|--------------------------------|-------------------------------|
| SI | QPR            | 12 April 2012                  | Not received                  |
| SI | QWP            | 10 April 2012                  | 12th July                     |
| SI | ICE            | 10 April 2012                  | 12th July                     |
| SI | FACE FORM      | 10 April 2012                  | 12th July                     |
| TK | QPR            | 23 April 2012                  | not recorded                  |
| TK | QWP            | 13 April 2012                  | not recorded                  |
| TK | ICE            | 16 April 2012                  | not recorded                  |
| TK | FACE FORM      | 16 April 2012                  | not recorded                  |



# Tracking: Date of submissions

| CO | REPORTS, PLANS | QUARTER 1 2012<br>8 APRIL 2012 | QUARTER 2 2012<br>8 JULY 2012 |
|----|----------------|--------------------------------|-------------------------------|
| TO | QPR            | 12 April 2012                  | 6 July 2012                   |
| TO | QWP            | 8 April 2012                   | 9 July 2012                   |
| TO | ICE            | 8 April 2012                   | 9 July 2012                   |
| TO | FACE FORM      | 8 April 2012                   | 9 July 2012                   |
| TV | QPR            | 7 April 2012                   | 18 June 2012                  |
| TV | QWP            | 7 April 2012                   | 4th July 2012                 |
| TV | ICE/CCEL       | 7 April 2012                   | 4th July 2012                 |
| TV | FACE FORM      | 7 April 2012                   | not recorded                  |



# Tracking: Date of submissions

| CO | REPORTS, PLANS | QUARTER 1 2012<br>8 APRIL 2012 | QUARTER 2 2012<br>8 JULY 2012 |
|----|----------------|--------------------------------|-------------------------------|
| VU | QPR            | 13 April 2012                  | None received                 |
| VU | QWP            | 13 April 2012                  | None received                 |
| VU | ICE/CCEL       | 13 April 2012                  | None received                 |
| VU | FACE FORM      | 13 April 2012                  | None received                 |
| RE | QPR            | 16 April 2012                  | 13 July 2012                  |
| RE | QWP            | 16 April 2012                  | 13 July 2012                  |
| RE | ICE/CCEL       | 16 April 2012                  | 3 August 2012                 |
| RE | FACE FORM      | 16 April 2012                  | 13 July 2012                  |



# ‘Issues’ are

- Challenges of the project that it *can* ‘influence’ and ‘control’
- E.g., coordinator resigning, reviewing technical reports, putting 1<sup>st</sup> things 1<sup>st</sup>.



# Operational Issues

- Writing Reports
  - Quality, Timely
  - Choosing to write the report vs other competing tasks
- Planning
  - Connecting with your plans. Being realistic
- Procurement Planning
  - Reactive vs Proactive



# Management Issues

- Competing Managing & Administering tasks (RPMU + NPMU)
- Competing Roles of 1 person:
  - Coordinator for PACC, Senior Officer for...
  - Financial Assistant for PACC and...
  - Technical Engineer for PACC and...



# Technical Issues


- Baseline information (existing, availability)
- Sharing of technical information at national levels (access to information)
- Developing capacities of local and national experts in relation to the PACC project
- Technical design reporting and reviewing
- Translating to outcome and impact results







PACC Implementing Partner:  
Secretariat of the Pacific Regional  
Environment Programme  
P O Box 240, Apia, Samoa  
[www.sprep.org](http://www.sprep.org)



GLOBAL  
ENVIRONMENT  
FACILITY

[www.gefweb.org](http://www.gefweb.org)

[www.undp.org.ws](http://www.undp.org.ws)



© SPREP 2007

*Building resilience to climate change in Pacific communities*





# PACC FINANCIAL PERFORMANCE REPORT

Peniamina D Leavai  
- Adaptation Planning Officer  
- PACC, SPREP



*With support from UNITAR C3D+ Program*

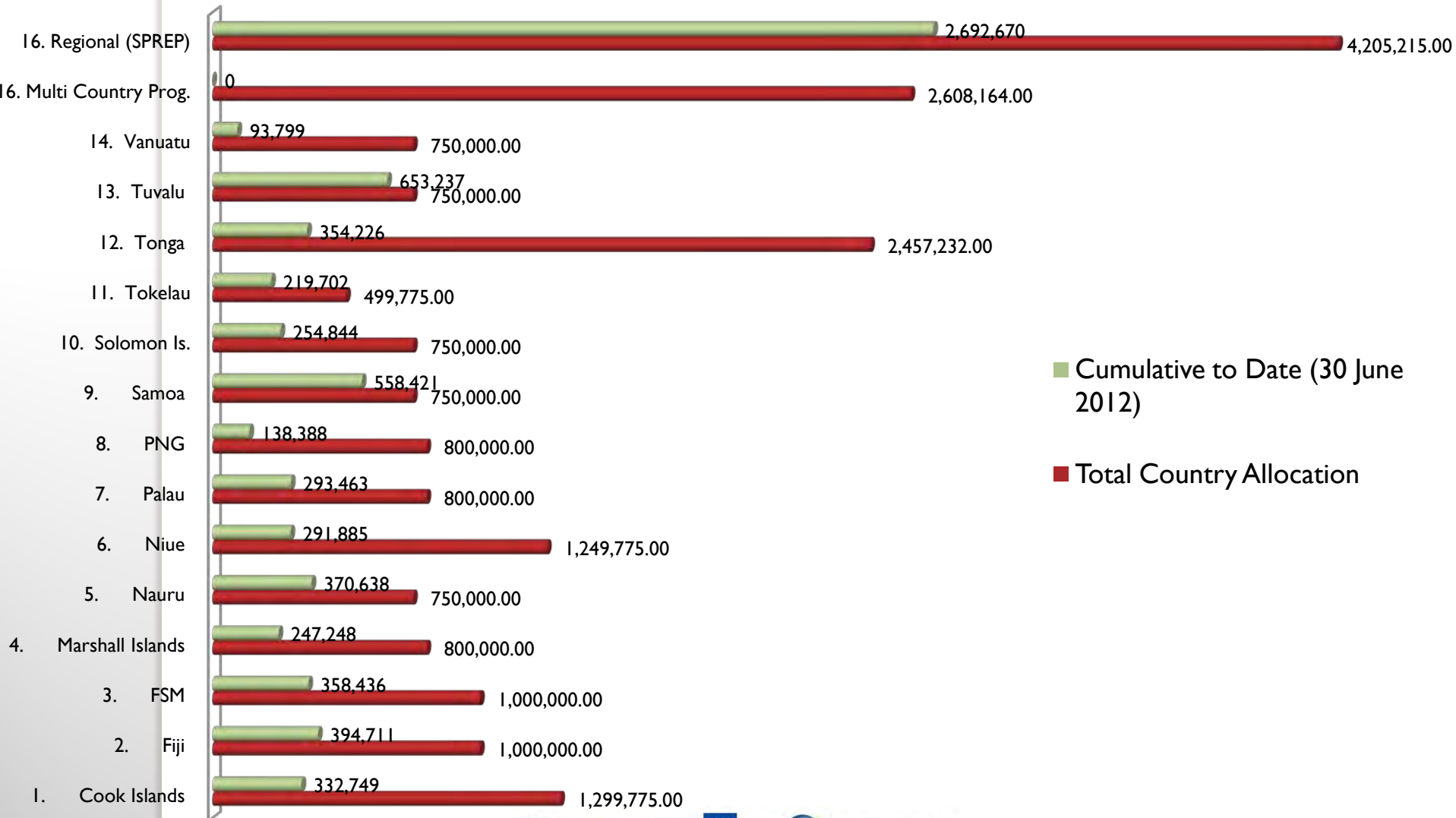


# Presentation Outline

- Financial Delivery 2009-2011
- Financial Delivery 2011 (Jan-Dec)
- Statement of Cash Position – Audit 2011
- Financial Delivery July 2011 – June 2012
- 2012-2014 Budget, Plans and Actions



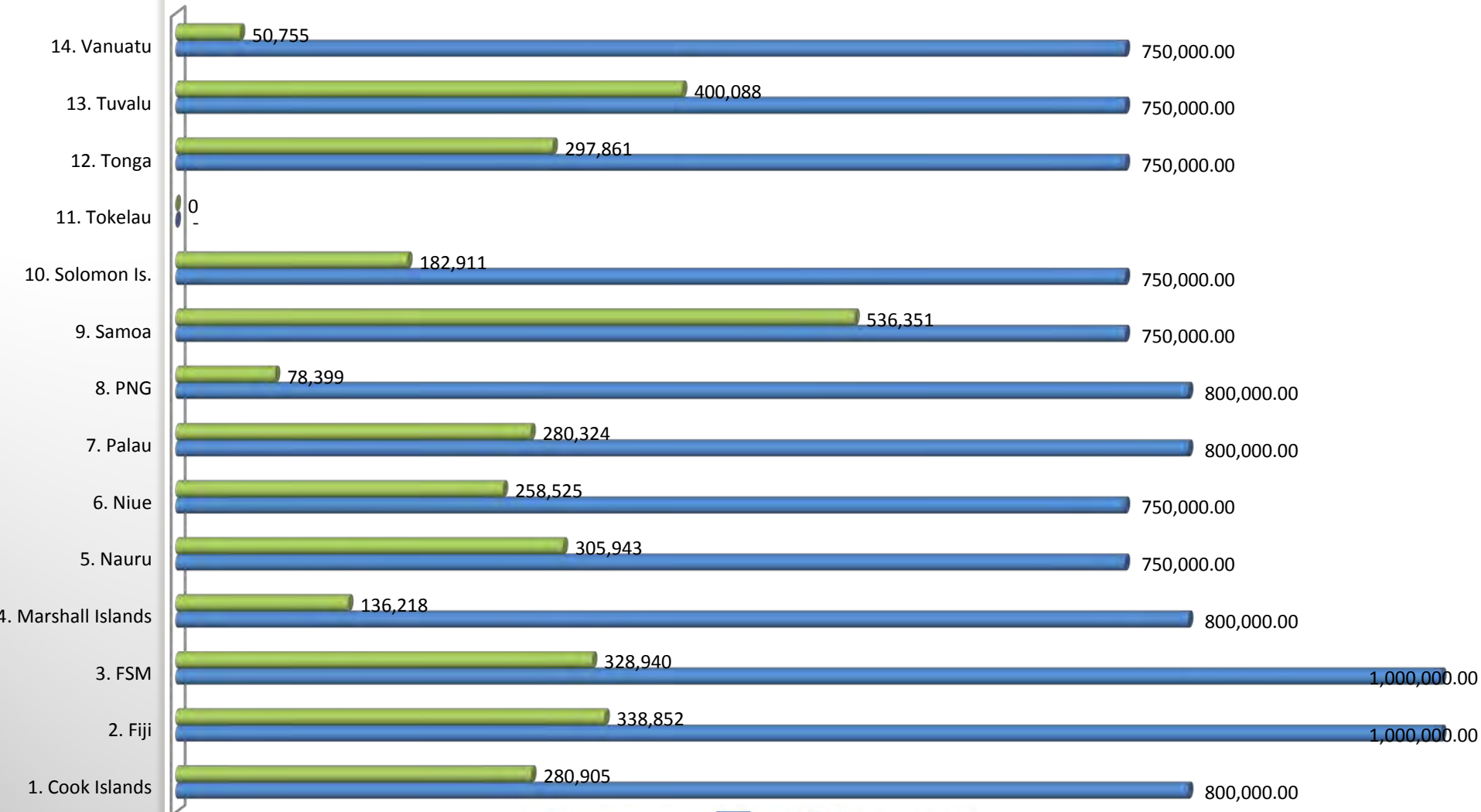
# PACC (GEF+AUSAID): Total Country Allocation vs Total Reported Expenditure - 31 June 2012





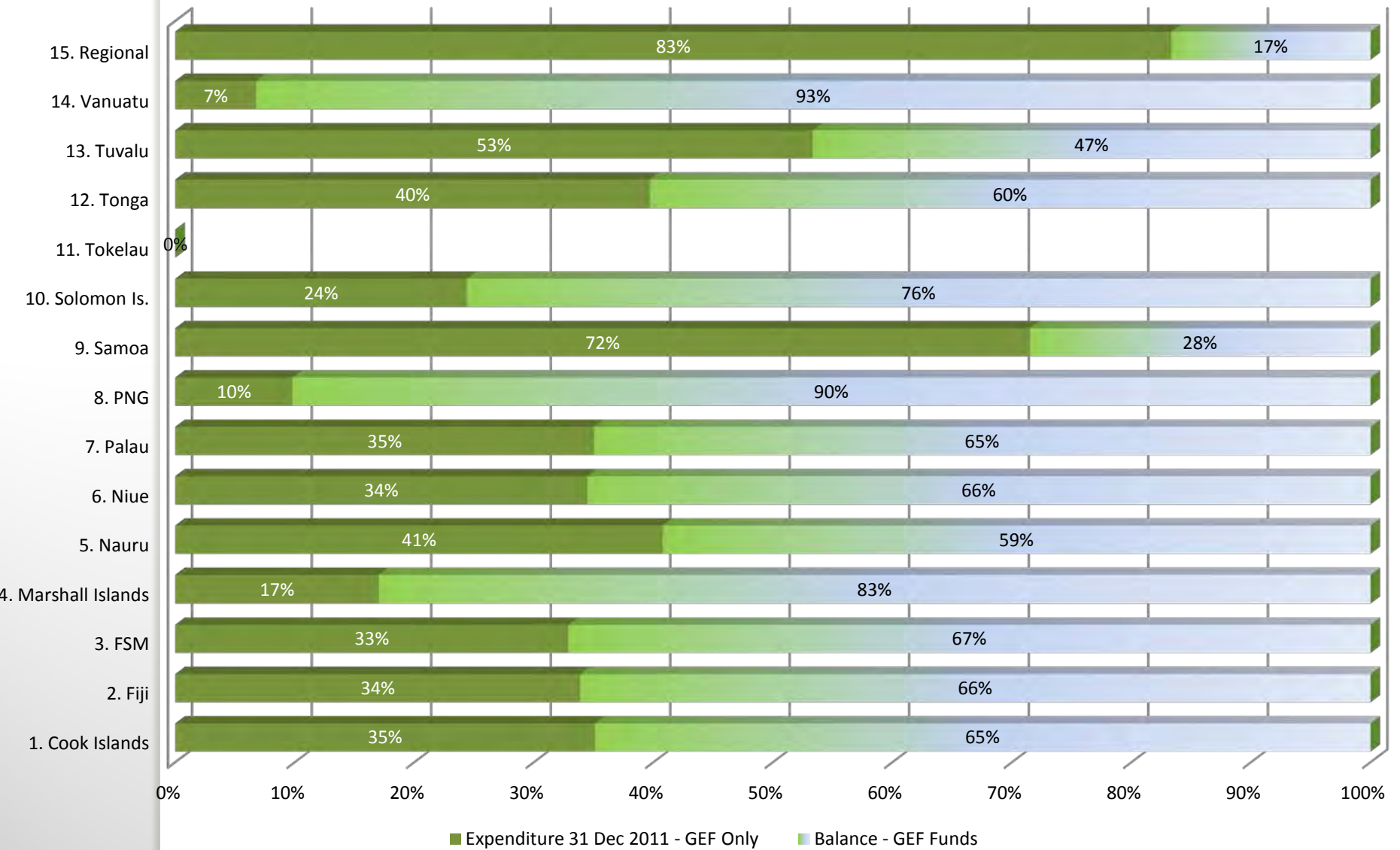
# PACC (GEF Funds): Country Allocation vs Expenditure 31 Dec 2011

■ Cumulative expenditure to date (31 Dec 2011) ■ Country allocation GEF



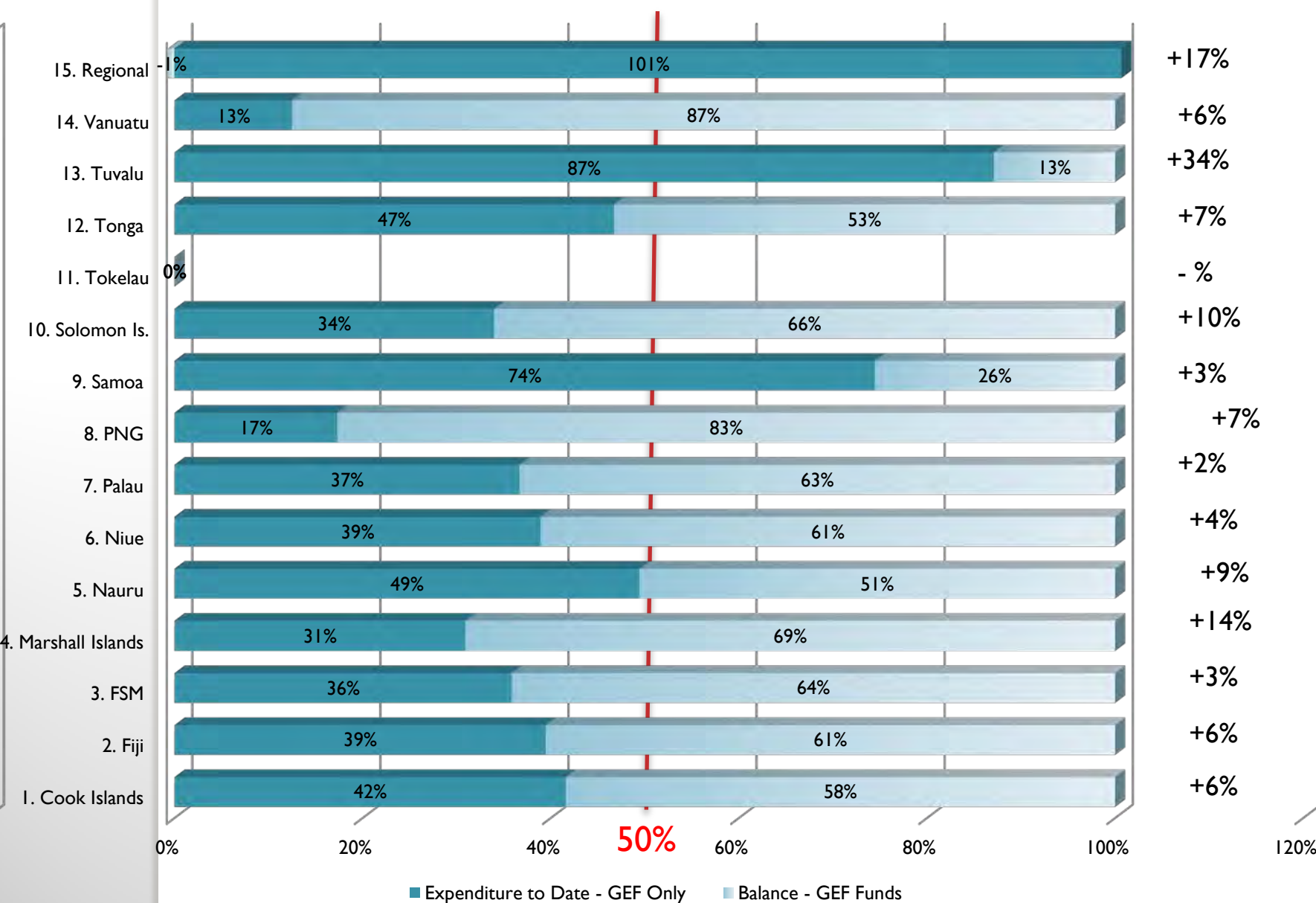


# GEF: Percentage Expenditure - Dec 2011





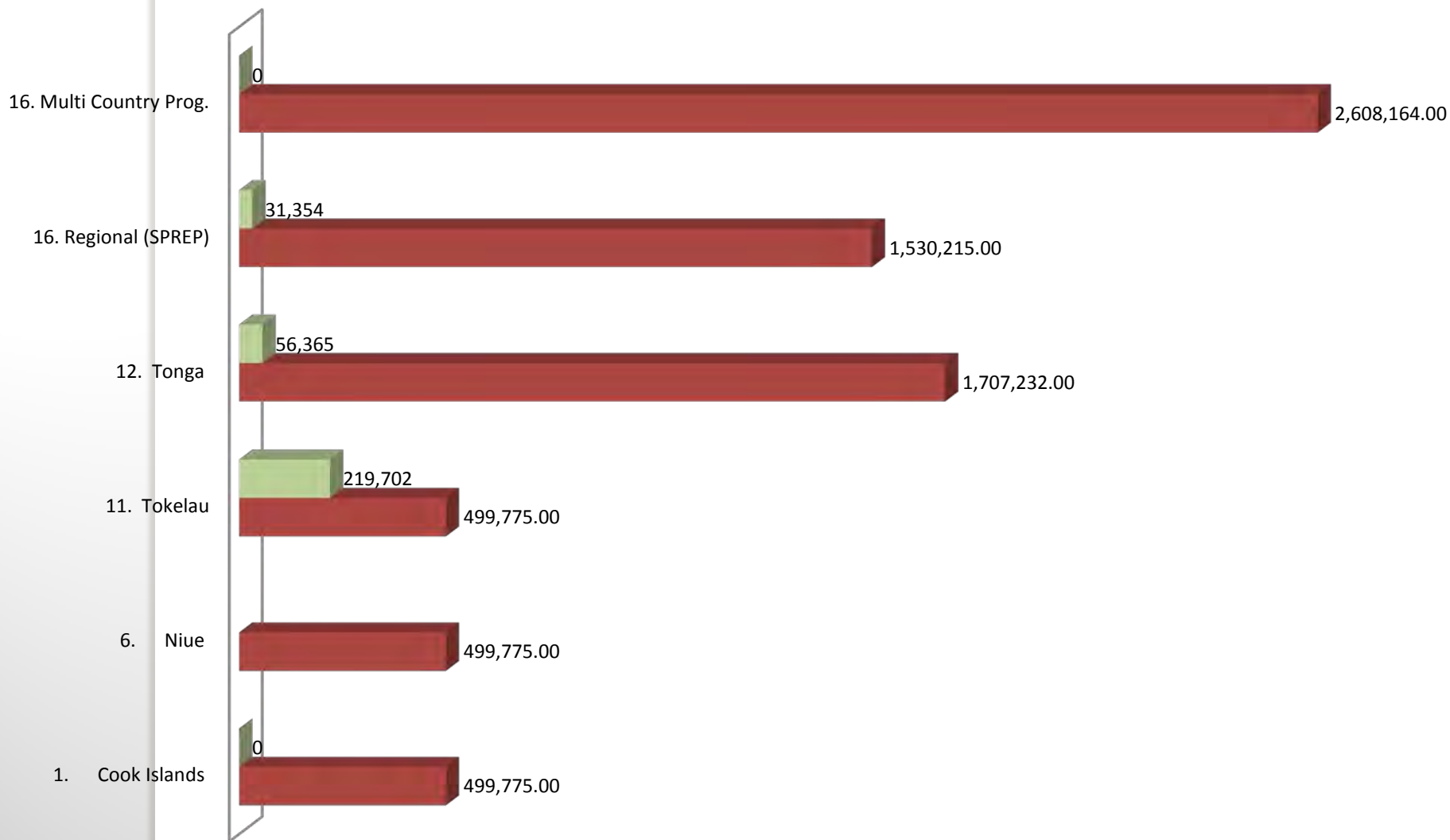
# GEF: Expenditure vs Balance - 31 June 2012





# PACC+ (AusAID): Total Allocation vs Expenditure - 31 June 2012

■ Cumulative to Date (30 June 2012) ■ Total Country Allocation







# THANK YOU



**SPREP**  
Secretariat of the Pacific Regional  
Environment Programme



**Australian  
AID** 

*With support from UNITAR C3D+ Program*